

ALU RUBBER aluminium profile scraper mat

An entrance mat consisting of rubber inserts in profiles provides a highly durable mat that scrapes off most of the coarse dirt before it reaches the entrance. The aluminium profiles are held together by stainless steel wire (Ø3 mm) and rubber separators (3-6 mm), which make it easier to clean the entrance recess, as the mat can simply be rolled out of the way. The 10 profile version is intended for entrances with normal traffic, while the 17 version is intended for heavy traffic. The 22 version is recommended for entrances with heavy traffic; it can handle shopping trolleys, wheelchairs, pushchairs, buggies, etc.* The mat is delivered in manageable pieces that are assembled with the supplied connectors. The mat is always placed on a firm and flat surface.

Environment: For out and indoor use. From low to high traffic.

Property: Effective, durable scraper mat.

Material: Rubber (EPDM), stainless steel, aluminium.

Thickness: 14 mm, 17 mm and 22 mm.


Care: Vacuum, roll up, clean the well. Washing with combi scrubber dryer.

Guarantee: 3 years against production defects, does not apply to wear and tear.

Profile height (mm)	Colour	Art. no	Frame (mm)	Art. no
14 mm	Black	911231	L-profile 15x1,5	930020
14 mm	Grey	911232	L-profile 15x1,5	930020
14 mm	Brown	911233	L-profile 15x1,5	930020
17 mm	Black	911241	L-profile 20x2	930040
17 mm	Grey	911242	L-profile 20x2	930040
17 mm	Brown	911243	L-profile 20x2	930040
22 mm	Black	911271	L-profile 25x3	930050
22 mm	Grey	911272	L-profile 25x3	930050
22 mm	Brown	911273	L-profile 25x3	930050



Black



Grey



Brown


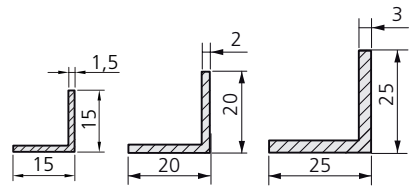
*All order dimensions are given with
W= Width x WL=Walk length x H= Height*



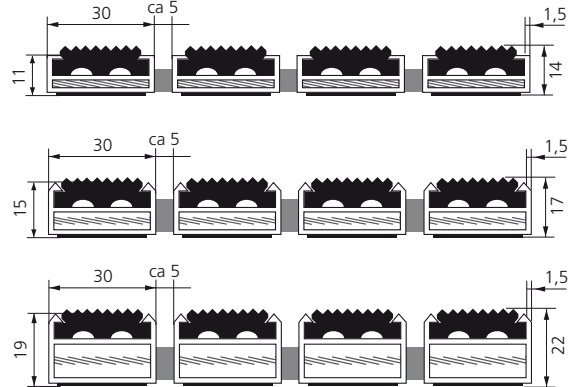
L-profile

Casting frame consists of angle profiles (L). The frame is prepared for assembly with threaded corners and pre-assembled heavy-duty corner brackets that ensure precise screwing. The frame is also equipped with swivelling clamps. Corner fittings with bracket are built 7 mm below the frame. The frame is also available in straight lengths in the desired dimensions or with pre-drilled screw holes.

Frame (mm)	Art. no
L-profile 15x1,5	930020
L-profile 20x2	930040
L-profile 25x3	930050



Connector that is placed in joints and joins the mat parts in the well. In the picture above, 3 mat parts are fixed in the connector.



Daily/weekly cleaning - depending on traffic and soiling


Extra cleaning



1. Vacuuming.

TIP!

If, for example, chewing gum is stuck in the needle felt, use cooling spray on the stain to then be able to easily remove the chewing gum.



2. Remove larger particles of dirt and stones between the profiles before rolling up the carpet.



3. Roll up the mat to sweep/vacuum up dirt that has fallen between the profiles. Make sure that the well is clean and that no gravel gets under the profiles when the mat is rolled back. This will damage the profiles when they are loaded from above.



1. Carry out 'daily cleaning' first.

2. Followed by carpet cleaning, e.g. with a Kärcher BR 30/4 C Advance scrubber-dryer.