


ALU WIDE aluminium profile scraper / absorbent mat

The entrance mat with aluminium profiles WIDE is a stylish, dense mat where dirt collects on top of the mat. It is very suitable for covering larger areas, with the wide profiles you get a very durable mat. Rubber or brush inserts provide the best scraping function, while a textile insert provides both scraping and drying functions. The aluminium profiles are held together by rubber connectors that make the mat rollable. The mat can be placed both in a well or as a surface mat, in which case it is recommended to use a ramp around the mat. The mat is always placed on a firm and flat surface.

Environment: For out and indoor use. From low to normal traffic.
Property: Effective, durable scraper mat / absorbent mat.
Material: **Textile:** Polyamide **Rubber:** EPDM **Brushes:** Polyamide (PA) 6.6. Stainless steel, aluminium.
Thickness: Textile 11 mm, rubber 12 mm and brushes 14 mm.
Care: Vacuum, roll up, clean the well. Washing with combi scrubber dryer.
Guarantee: 3 years against production defects, does not apply to wear and tear.



Profile height (mm)	Colour	Art. no	Inlay	Frame (mm)	Art. no
11 mm	Black	914411	Textile	L-profile 15x1,5	930020
11 mm	Grey	914412	Textile	L-profile 15x1,5	930020
11 mm	Brown	914413	Textile	L-profile 15x1,5	930020
12 mm	Black	914221	Rubber	L-profile 15x1,5	930020
12 mm	Grey	914222	Rubber	L-profile 15x1,5	930020
12 mm	Brown	914223	Rubber	L-profile 15x1,5	930020
14 mm	Black	914131	Brushes	L-profile 15x1,5	930020
14 mm	Grey	914132	Brushes	L-profile 15x1,5	930020
14 mm	Brown	914133	Brushes	L-profile 15x1,5	930020



Black Grey Brown

*All order dimensions are given with
 W= Width x WL=Walk length x H= Height*

SCRAPER & ABSORBENT MATS

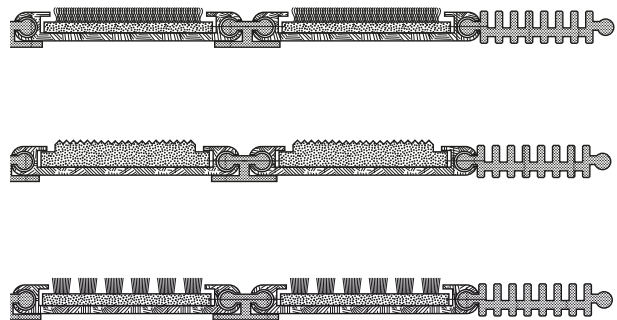

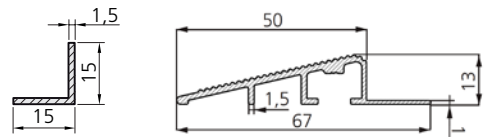


L-profile and ramp edging

Casting frame consists of angle profiles (L). The frame is prepared for assembly with threaded corners and pre-assembled heavy-duty corner brackets that ensure precise screwing. The frame is also equipped with swivelling clamps. Corner fittings with bracket are built 7 mm below the frame

The frame is also available in straight lengths in the desired dimensions or with pre-drilled screw holes.

Frame (mm)	Art. no
L-profile 15x1,5	930020
Ramp edge (mm)	Art. no
Ramp edge 13x50x67	938020



Daily/weekly cleaning - depending on traffic and soiling

Extra cleaning



1. Vacuuming.

TIP!

If, for example, chewing gum is stuck in the needle felt, use cooling spray on the stain to then be able to easily remove the chewing gum.



2. Remove larger particles of dirt and stones between the profiles before rolling up the carpet.



3. Roll up the mat to sweep/vacuum up dirt that has fallen between the profiles. Make sure that the well is clean and that no gravel gets under the profiles when the mat is rolled back. This will damage the profiles when they are loaded from above.



1. Carry out 'daily cleaning' first.

2. Followed by carpet cleaning, e.g. with a Kärcher BR 30/4 C Advance scrubber-dryer.