





# Care instructions - entrance mats

Product	Daily-/weekly cleaning - depending on traffic and pollution	Extra cleaning	When necessary
<p><b>Combination mats</b></p> <p>Combi Roll gods ECO Combi Premier ECO Combi Tile ECO</p>			
	<p>Vacuum cleaning.</p>	<p>Deep dry or wet cleaning with e.g. CarpetCleaner.</p>	<p><b>Combi Tile ECO:</b> It is easy to replace worn tiles.</p>
<p><b>Drying mats</b></p> <p>Classic* Classic Print* LUX* Allt i Ett Solett Faro</p>			<p><b>Classic Print*</b></p>  <p><b>Classic* &amp; LUX*</b></p> 
	<p>Vacuum cleaning.</p>	<p>Wash with combi-scrubber dryer e.g. Kärcher BR 30/4 C Advance.</p>	<p>Rinse off if necessary. Allow to dry completely before re-installation. *In case of heavy soiling, professional carpet cleaning by laundry.</p>